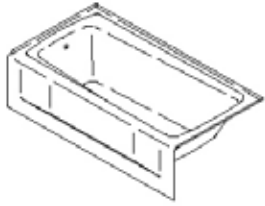




Client Worksheet

In order to save you quite a bit of time in our showroom, please take a moment to review this worksheet with your contractor and bring it with you to your appointment.



Tub or Whirlpool

Size: 60x32, 60x36, 60x42, 66x36, 72x36 , Other _____

Material: Cast Iron or Acrylic

Color: _____

Lavatory

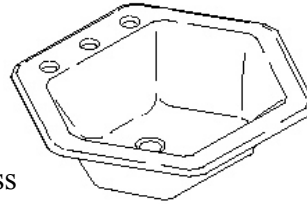
Type: _____

Drop In, Under Counter, Tile In, Vessel, Pedestal

Size: _____

Material: China, Cast Iron, Fire Clay, Stainless Steel, Glass

Color: _____



Toilet

One Piece

Two Piece

Optional Bidet

Color: _____

Bathroom Accessories: Towel Bars, Towel Rings, Robe Hooks, Toilet Paper Holders, Steam Units, Bath Fans, and Medicine Cabinets

Faucet

Type: _____

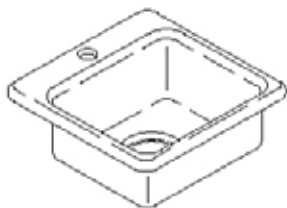
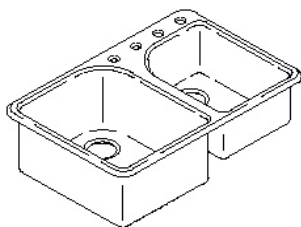
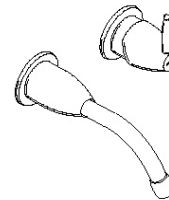
Wall Mount, Single Hole, 4" Centerset, 8" Widespread

Roman Tub Set With or Without Handshower

Tub & Shower Valve: Single Handle, Two Handle, Three Handle

Shower Options: Handshowers, Body Sprays

Finish: Chrome, Polished Brass, Combination, Bronze, Nickel, Other



Sink

Type: _____

Drop In, Under Counter, Tile In

Size: _____

Material: Cast Iron, Fire Clay, and Stainless Steel

Of Holes: _____

Color: _____

Faucet: Single Handle, Two Handle, Pull-Out

Finish: Chrome, Pol. Brass, Comb., Stainless, Color

Kitchen Accessories: Soap Dispenser, Air Gap, Instant Hot, Filter, Basket Strainer, Cutting Board, Dish Baskets, Bar Sinks & More

For additional information before your appointment, please visit our web site www.eplumbing.com where you can link to various manufacturers such as Kohler, Grohe, Price Pfister, Elkay, Hydro Systems, Bach, Delta, Moen, Robern and more.

We look forward to seeing you soon!